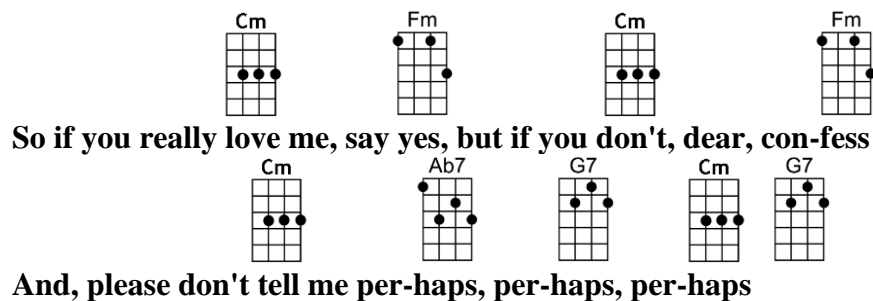
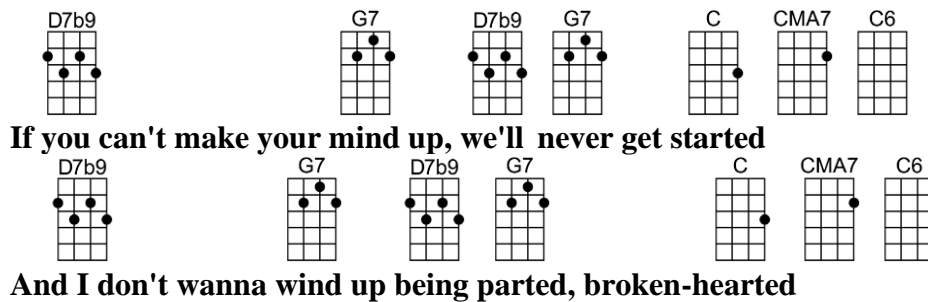
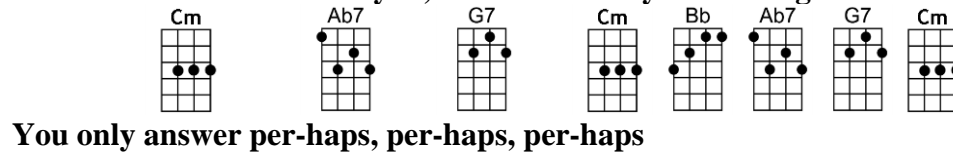
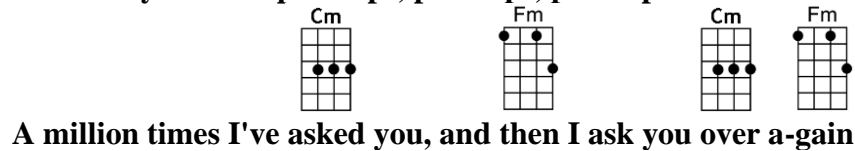
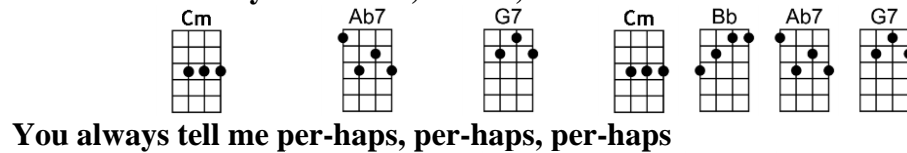
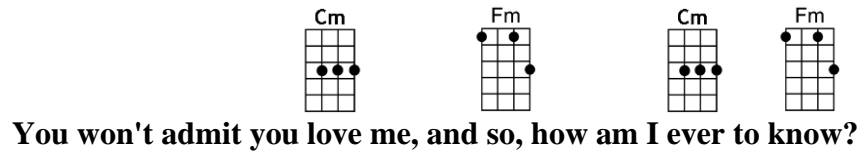
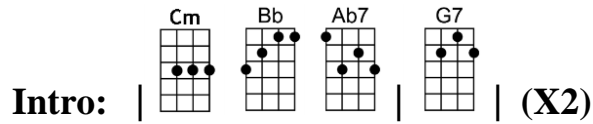


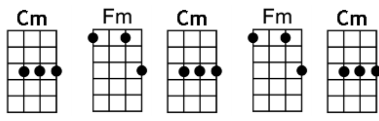
PERHAPS, PERHAPS, PERHAPS-Osvaldo Farres/Joe Davis

4/4 1234 12 (without intro)

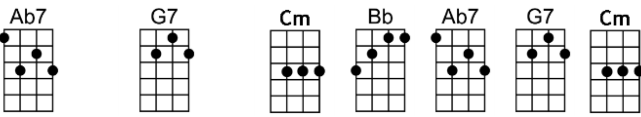


p.2. Perhaps, Perhaps, Perhaps

Interlude:

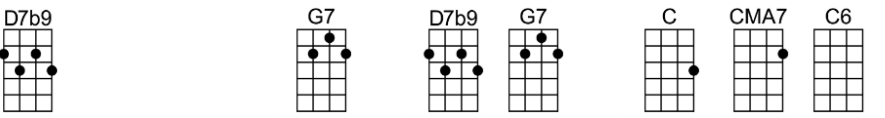


The interlude consists of five guitar chord diagrams. The first, third, and fifth chords are Cm (C minor), and the second and fourth are Fm (F minor). Each diagram shows a 6-string guitar fretboard with dots indicating finger positions.



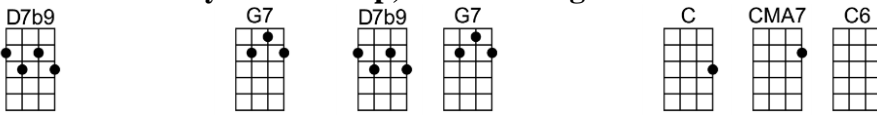
Seven guitar chord diagrams for the first line of lyrics. The sequence is Ab7, G7, Cm, Bb, Ab7, G7, and Cm. Each diagram shows a 6-string guitar fretboard with dots indicating finger positions.

Per-haps, per-haps, per-haps




Ten guitar chord diagrams for the second line of lyrics. The sequence is D7b9, G7, D7b9, G7, C, CMA7, C6, D7b9, G7, C, CMA7, and C6. Each diagram shows a 6-string guitar fretboard with dots indicating finger positions.

If you can't make your mind up, we'll never get started



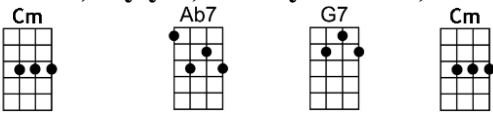
Ten guitar chord diagrams for the third line of lyrics. The sequence is D7b9, G7, D7b9, G7, C, CMA7, C6, D7b9, G7, C, CMA7, and C6. Each diagram shows a 6-string guitar fretboard with dots indicating finger positions.

And I don't wanna wind up being parted, broken-hearted



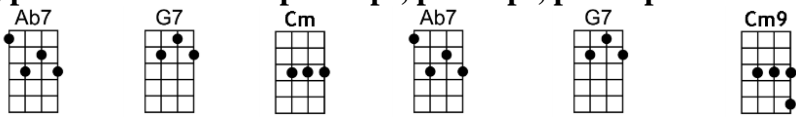
Four guitar chord diagrams for the fourth line of lyrics. The sequence is Cm, Fm, Cm, and Fm. Each diagram shows a 6-string guitar fretboard with dots indicating finger positions.

So if you really love me, say yes, but if you don't, dear, con-fess



Four guitar chord diagrams for the fifth line of lyrics. The sequence is Cm, Ab7, G7, and Cm. Each diagram shows a 6-string guitar fretboard with dots indicating finger positions.

And, please don't tell me per-haps, per-haps, per-haps



Six guitar chord diagrams for the sixth line of lyrics. The sequence is Ab7, G7, Cm, Ab7, G7, and Cm9. Each diagram shows a 6-string guitar fretboard with dots indicating finger positions.

Per-haps, per-haps, per-haps. Per-haps....per-haps.....per-haps.

PERHAPS, PERHAPS, PERHAPS-Osvaldo Farres/Joe Davis

4/4 1234 12 (without intro)

Intro: | Cm Bb Ab7 | G7 | (X2)

Cm Fm Cm Fm
You won't admit you love me, and so, how am I ever to know?

Cm Ab7 G7 Cm Bb Ab7 G7
You always tell me per-haps, per-haps, per-haps

Cm Fm Cm Fm
A million times I've asked you, and then I ask you over a-gain
Cm Ab7 G7 Cm Bb Ab7 G7 Cm
You only answer per-haps, per-haps, per-haps

D7b9 G7 D7b9 G7 C CMA7 C6
If you can't make your mind up, we'll never get started
D7b9 G7 D7b9 G7 C CMA7 C6
And I don't wanna wind up being parted, broken-hearted

Cm Fm Cm Fm
So if you really love me, say yes, but if you don't, dear, con-fess
Cm Ab7 G7 Cm G7
And, please don't tell me per-haps, per-haps, per-haps

Interlude: Cm Fm Cm Fm Cm

Ab7 G7 Cm Bb Ab7 G7 Cm
Per-haps, per-haps, per-haps

D7b9 G7 D7b9 G7 C CMA7 C6
If you can't make your mind up, we'll never get started
D7b9 G7 D7b9 G7 C CMA7 C6
And I don't wanna wind up being parted, broken-hearted

Cm Fm Cm Fm
So if you really love me, say yes, but if you don't, dear, con-fess
Cm Ab7 G7 Cm
And, please don't tell me per-haps, per-haps, per-haps
Ab7 G7 Cm Ab7 G7 Cm9
Per-haps, per-haps, per-haps. Per-haps....per-haps.....per-haps.